

## The Case for Higher Education in the State of Michigan

Howard Bunsis  
Professor of Accounting, Eastern Michigan University  
Chair, AAUP Collective Bargaining Congress  
Treasurer, Michigan Conference of the AAUP  
March, 2011

1

## Biography

- 13 Years at EMU
  - Area of teaching and research expertise is governmental and non-profit accounting
  - Faculty Advisor to Beta Alpha Psi
  - Treasurer of EMU-AAUP, MI-AAUP, National AAUP
  - Vice Chair of AAUP Collective Bargaining Congress
- PhD and MBA from University of Chicago
- JD from Fordham Law School
- BS in Accounting from Wharton School (Penn)
- CPA and Attorney

2

**19%**

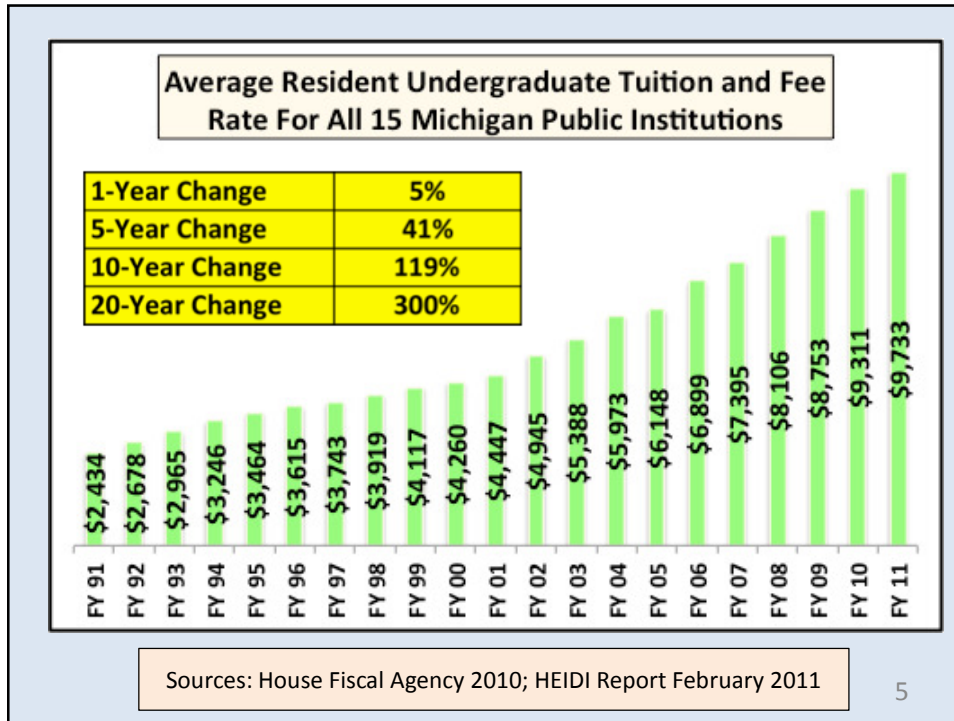
**50%**

3

### **What Do These Percentages Mean?**

- **19%**: The percentage of total revenues supported by the State Appropriation at Eastern Michigan University in 2011-12
- **50%**: The percentage of total revenues supported by the State Appropriation at Eastern Michigan University in 1991-92
- Has tuition increased over this time?

4



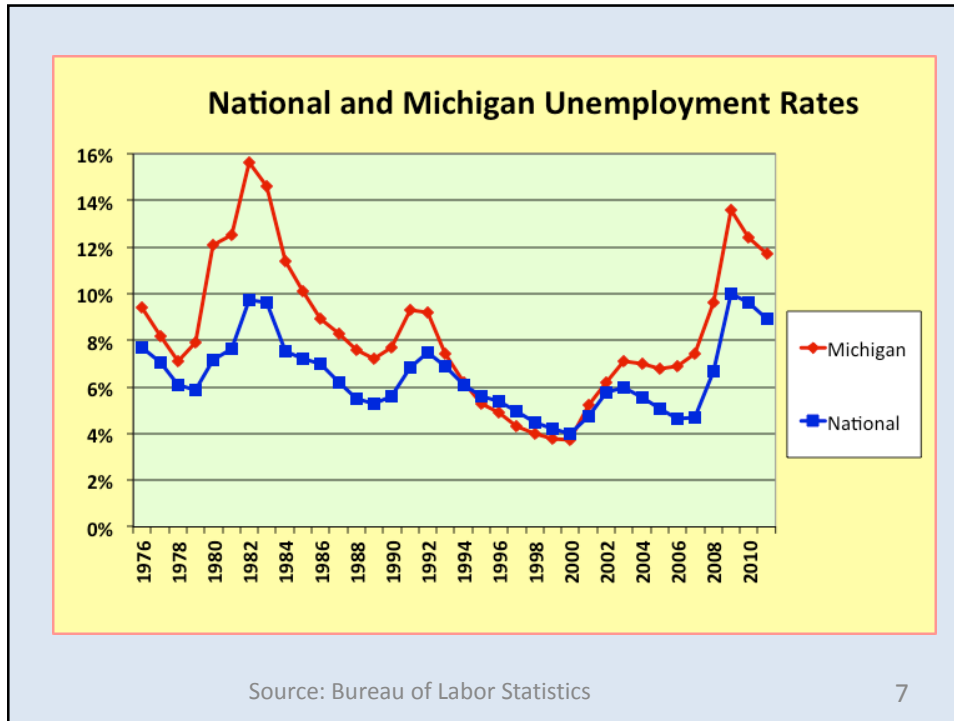
5

### Public Higher Education Net Tuition Revenue per FTE

	Public Tuition Per FTE	% Above/Below Average
US Average	\$4,321	
<b>Michigan (4th Highest)</b>	<b>\$7,975</b>	<b>85%</b>
Wisconsin	\$3,993	-8%
Ohio	\$5,180	20%
Indiana	\$5,878	36%

Source: State Higher Education Executive Officers (SHEEO)  
State Higher Education Finance FY 2010  
March 8, 2011

6



7

### Residence of Michigan Public Students

All 15 Michigan Public Institutions	Number of Students	Percentage
Michigan Residents	259,834	88%
Non-Resident	35,032	12%
<b>Total Headcount</b>	<b>294,866</b>	<b>100%</b>

- Enrollment increased over 2% from 2009 to 2010
- Degrees conferred are also increasing
- Source: 2009-10 HEIDI report released in February, 2011

8

### Changes In State Support for Higher Education

	2-Year Change in State Support, FY09 to FY11	5-Year Change in State Support, FY06 to FY11
US Average	-2.1%	12.3%
<b>Michigan % Change</b>	<b>-8.8%</b>	<b>-7.1%</b>
Michigan Rank	37th	48th
Wisconsin	11.3% (3rd)	27.8% (7th)
Indiana	-3.2% (29th)	9.6% (29th)
Ohio	-12.9% (44th)	0.6% (39th)

Source: State Higher Education Executive Officers (SHEEO)  
 State Higher Education Finance FY 2010  
 March 8, 2011

9

### Michigan Higher Education Appropriation in Context

Amounts in Thousands:	2012 \$\$	% Change from 2011
Corrections	1,929,836	+0.6%
Higher Education	1,263,952	-18.1%
	% of GP/GF of 8.197 billion	
Corrections	24%	
Higher Education	15%	

Source: EXECUTIVE BUDGET Fiscal Years 2012 and 2013

10

### Percent of Adults With Bachelor's Degree or Higher

Massachusetts (high)	37.9%
Maryland (2nd)	35.2%
Colorado (3rd)	35.0%
New Jersey (5th)	33.9%
New York (9th)	31.7%
Minnesota (10th)	31.0%
Illinois (13th)	29.5%
California (13th)	29.5%
<b>US Average</b>	<b>27.5%</b>
Wisconsin (30th)	25.4%
<b>Michigan (35th out of 50)</b>	<b>24.7%</b>
Ohio (39th)	24.1%
Indiana (43rd)	22.1%
Arkansas (48th)	19.3%
Mississippi (49th)	18.9%
West Virginia (Low)	17.3%

Source: US Statistical Abstract: 2007 Data

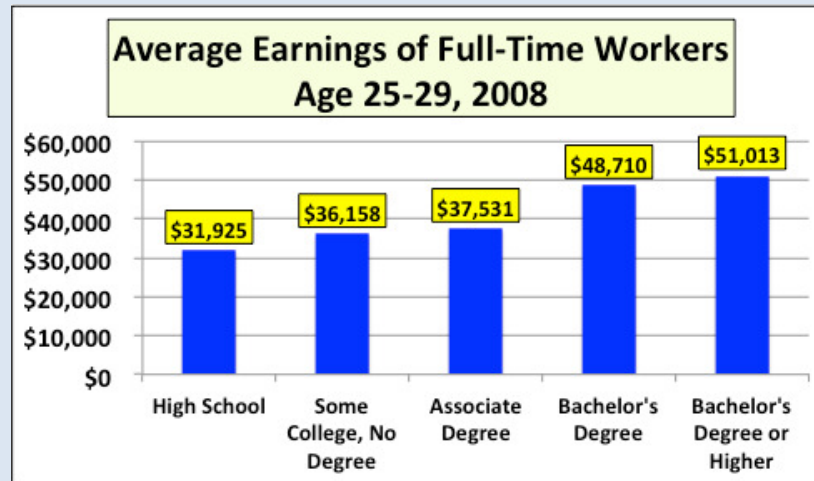
11

### Benefits of Higher Education to the State of Michigan (Source: College Board)

Item	Difference Due to Having a College Degree
Higher Per Capita Income	Majority of Difference Among States Explained by Educational Achievement
Lower Unemployment Payments	6% Difference in unemployment rates
Lower Welfare Payments	HS Grads 5 times more likely to receive
Lower Medicaid Payments	HS Grads 3 times more likely to receive
Lower Incarceration Payments	HS Grads 11 times more likely to be in jail

12

## Value of a College Degree



Source: US Census Bureau

13

## What a College Degree Means

- Gary Rhoades, General Secretary of the AAUP
- “Educational funding is neither a bloated, governmental cost nor a jobs program. It should be seen as an entrepreneurial investment, with substantial, demonstrated returns. It is an investment that millions of individuals and families make, to achieve a better life. It is an investment made by communities throughout this country's history that have worked to have a college established in their midst. For the surest route into a middle class life is through college.”

14